

GLOBAL
EDITION




BIOLOGY

SCIENCE FOR LIFE
WITH PHYSIOLOGY

FIFTH EDITION

Colleen Belk • Virginia Borden Maier



ALWAYS LEARNING

PEARSON

Biology

Science for Life

WITH PHYSIOLOGY

FIFTH EDITION

GLOBAL EDITION



Colleen Belk

University of Minnesota–Duluth

Virginia Borden Maier

St. John Fisher College

PEARSON

Senior Acquisitions Editor: Star MacKenzie
Project Manager: Mae Lum
Program Manager: Leata Holloway
Development Editor: Leata Holloway
Editorial Assistant: Maja Sidzinska
Acquisitions Editor, Global Edition: Priyanka Ahuja
Associate Project Editor, Global Edition: Binita Roy
Development Director: Ginnie Simone Jutson
Program Management Team Lead: Michael Early
Project Management Team Lead: David Zielonka
Production Management: Lumina Datamatics, Inc.
Copyeditor: Lumina Datamatics, Inc.
Design Manager: Mark Ong

Interior Designer: Integra
Cover Designer: Lumina Datamatics, Inc.
Illustrators: Imagineering
Rights & Permissions Project Manager:
Donna Kalal
Rights & Permissions Management: Lumina
Datamatics, Inc.
Photo Researcher: Lumina Datamatics, Inc.
Manufacturing Buyer: Stacey Weinberger
Senior Manufacturing Controller, Production,
Global Edition: Trudy Kimber
Executive Marketing Manager: Lauren Harp
Cover Image: © melissaf84/Shutterstock

Acknowledgements of third-party content appear on C-1, which constitutes an extension of this copyright page.

Pearson Education Limited
Edinburgh Gate
Harlow
Essex CM20 2JE
England

and Associated Companies throughout the world

Visit us on the World Wide Web at:
www.pearsonglobaleditions.com

© Pearson Education Limited 2016

The rights of Colleen Belk and Virginia Borden Maier to be identified as the authors of this work have been asserted by them in accordance with the Copyright, Designs and Patents Act 1988.

Authorized adaptation from the United States edition, entitled Biology Science for Life with Physiology, 5th edition, ISBN 978-0-321-92221-2, by Colleen Belk and Virginia Borden Maier, published by Pearson Education © 2016.

All rights reserved. No part of this publication may be reproduced, stored in a retrieval system, or transmitted in any form or by any means, electronic, mechanical, photocopying, recording or otherwise, without either the prior written permission of the publisher or a license permitting restricted copying in the United Kingdom issued by the Copyright Licensing Agency Ltd, Saffron House, 6–10 Kirby Street, London EC1N 8TS.

All trademarks used herein are the property of their respective owners. The use of any trademark in this text does not vest in the author or publisher any trademark ownership rights in such trademarks, nor does the use of such trademarks imply any affiliation with or endorsement of this book by such owners.

ISBN 10: 1-292-10043-5
ISBN 13: 978-1-292-10043-2

British Library Cataloguing-in-Publication Data
A catalogue record for this book is available from the British Library

10 9 8 7 6 5 4 3 2 1

Typeset in 10.75 ITC Berkeley Oldstyle Std Book by Lumina Datamatics, Inc.

Printed and bound by CPI digital in the United Kingdom.

About the Authors



Colleen Belk and **Virginia Borden Maier** collaborated on teaching biology to non-majors for over a decade at the University of Minnesota–Duluth. This collaboration has continued for an additional decade through Virginia’s move to St. John Fisher College in Rochester, New York, and has been enhanced by their differing but complementary areas of expertise. In addition to the non-majors course, Colleen Belk teaches general biology for majors, genetics, cell biology, and molecular biology courses. Virginia Borden Maier teaches general biology for majors, evolutionary biology, zoology, plant biology, ecology, and conservation biology courses.

After several somewhat painful attempts at teaching the breadth of biology to non-majors in a single semester, the two authors came to the conclusion that they needed to find a better way. They realized that their students were more engaged when they understood how biology directly affected their lives. Colleen and Virginia began to structure their lectures around stories they knew would interest students. When they began letting the story drive the science, they immediately noticed a difference in student engagement and willingness to work harder at learning biology. Not only has this approach increased student understanding, but it has also increased the authors’ enjoyment in teaching the course—presenting students with fascinating stories infused with biological concepts is simply a lot more fun.

Preface

To the Student

Is it acceptable to clone humans? When does human life begin? What should be done about our warming planet? Who owns living organisms? What are our responsibilities toward endangered species? Having taught this course for nearly 40 combined years, we understand that no amount of knowledge alone will provide satisfactory answers to these questions. Addressing them requires the development of a scientific literacy that surpasses the rote memorization of facts. To make decisions that are individually, socially, and ecologically responsible, you must not only understand some fundamental principles of biology but also be able to use this knowledge as a tool to help you analyze ethical and moral issues involving biology. This is the aim of this textbook.

To help you understand biology and apply your knowledge to an ever-expanding suite of issues, we have structured each chapter of *Biology: Science for Life* around a compelling story in which biology plays an integral role. Through the story you not only will learn the relevant biological principles but also will see how science can be used to help answer complex questions. As you learn to apply the strategies modeled by the text, you will also be developing your critical thinking skills.

Even though you may not be planning to be a practicing biologist, well-developed critical thinking skills will enable you to make better decisions about issues that affect your own life and form well-reasoned, fact-based opinions about personal, social, and ecological issues.

To the Instructor

You are probably all too aware that teaching non-majors students is very different from teaching biology majors. You know that most of these students will never take another formal science course; therefore, your course may be the last chance for these students to appreciate how biology is woven throughout the fabric of their lives and to develop a deep understanding of the process of science. You recognize the importance of engaging non-majors because you know that these students will one day be voting on issues of scientific importance, holding positions of power in the community, serving on juries, and making health care decisions for themselves and their families. This text is designed to help you reach your goals.

By now, most non-majors biology instructors are aware that this book differs from other books in that we use a compelling storyline woven throughout the entire chapter to garner student interest. Once we draw students in, we keep them engaged by returning to the storyline again and again until the end of the chapter, when students should be able to form their own data-driven opinions about each topic. Storylines are skillfully crafted to allow the same depth and breadth of coverage as any non-majors biology text.

Our experience has taught us that students will not remember as many facts as we hope they will, but they can and do remember how to apply the scientific method to novel questions involving biology, and they can retain a strong appreciation for how science differs from other methods of understanding the world. To ensure our students leave our course with the ability to critically evaluate information they may come across, this text focuses heavily on process of science, providing opportunities for students to practice applying the scientific method and analyze data at every opportunity.

New to the Fifth Edition

The positive feedback obtained in previous editions assured us that presenting science alongside a story works for students and instructors alike. In the fifth edition, we have added two new features and several reorganized chapters. We also updated storylines and continued to improve popular features from previous editions as well as our supplements.

New Features: Working with Data and Sounds Right, But Is It?

In this edition, we have added new **Working with Data** questions to select figures within each chapter. Students are asked questions that guide them in how to carefully and critically analyze and interpret data in graphical, tabular, or written form. Each chapter contains at least one of these critical data analysis questions. In Chapter 6, for example, students are asked to evaluate a graph showing the cancer risks associated with smoking.

A new end-of-chapter feature, **Sounds Right, But Is It?**, addresses common misconceptions we know that our own students often have. In Chapter 4, for example, the misconception deals with whether use of laxatives can cause permanent weight loss. To help students identify

and discard such misconceptions, the description of the misconception is followed by guided inquiry questions, which lead students through a careful analysis of the reliability of the misconception, using the biological concepts from the chapter covered.

Updated Physiology Coverage and New Chapter

Content in physiology chapters has been significantly reorganized to address concerns from instructors that too much material was covered in too few chapters; what was once covered in two chapters is now spread over three. **Chapter 17** now focuses only on tissues and organs, while the new **Chapter 18** uses a discussion of the biology of the digestive and urinary systems as a way to help students understand the biological and safety consequences of binge drinking.

Revised Unit One Coverage

Because we have found that our students need more practice analyzing pseudoscientific information they come across, we are using **Chapter 2** of the book to build on Chapter 1's introduction to the scientific method. There, students will use their newly acquired skills to learn about life and evolution in analyzing whether zombies as they are portrayed in popular culture are “alive” and whether humans are evolutionarily progressing to become higher beings. They will learn basic biochemistry while determining whether the Bermuda Triangle is a site of massive ship and plane disappearances, whether ingesting sugar causes hyperactivity, and whether tryptophan in turkey does make people tired.

Updated Storylines

Our chapter on cellular respiration and body weight (**Chapter 4**) incorporates new meta-data showing that being underweight is less healthy than being overweight and the health consequences of being overweight start at higher weights than once thought. Our chapter on global warming and photosynthesis (**Chapter 5**) is updated to reflect the continued global changes resulting from this process. The cell division chapter (**Chapter 6**) helps students understand the biology of differently acquired cancers using the examples of the very public battles fought by celebrities like Angelina Jolie. The protein synthesis chapter (**Chapter 9**) has been updated to reflect current developments in pet and human cloning as well as so-called genetic pharming practices.

Our review of biological diversity (**Chapter 13**) now examines the question of humanity's supposed superiority over other species. The skeletal, endocrine, and muscular system coverage (**Chapter 21**) revolves around the

2014 inclusion of women's ski jumping as an Olympic sport for the first time, and the chapter on the nervous system has been revised to focus on the phenomenon of students sharing non-prescribed ADD meds with each other (**Chapter 23**).

Improved Pedagogy

With the previous editions, we focused on improving flexibility for instructors via **A Closer Look** chapter subsections; these are now streamlined and better identified within the text. Our popular **Roots to Remember** feature that helps students build their scientific vocabulary is now integrated into the chapter itself; students can find definitions for these terms as they occur. Features that help students assess their understanding within the chapter—**Stop and Stretch** and **Visualize This** questions—have been expanded and updated in nearly every chapter. Many **Savvy Reader** essays, found in every chapter and meant to develop students as better consumers of popular media, have been updated as well.

Supplements and Media

For the fifth edition, we've undertaken a significant revision and updating of the complete supplements package. Judi Roux EdD, a talented college instructor with years of classroom experience in non-majors biology and colleague of Colleen Belk at the University of Minnesota, Duluth, has undertaken authoring these innovative new items. We think you will find that the supplements she developed are brimming with ideas for how to reach this particular population of students. In addition to a completely revamped Instructor's Manual (for use in traditional lectures as well as flipped classrooms) and a test bank, we also provide slides, animation, and videos to enrich instruction efforts. Available online, the *Biology: Science for Life with Physiology* resources are easy to navigate and support a variety of learning and teaching styles. Judi Roux authored not only the Instructor Guide, MasteringBiology Quiz and Test Items, but the PowerPoint lectures as well.

New features in MasteringBiology include interactive concept maps and Working with Data exercises for each chapter. And our **Learning Outcomes** continue to provide support to students and instructors by organizing the chapter summary and tagging questions and activities within MasteringBiology and other ancillary material.

We believe you will find that the design and format of this text and its supplements will help you meet the challenge of helping students both succeed in your course and develop science skills—for life.

We look forward to learning about your experience with *Biology: Science for Life with Physiology, Fifth Edition*.

Compelling Stories Highlight the Relevance of Biology to Everyday Life

Each chapter weaves a compelling story based on a current issue or hot topic that presents, explains, and demystifies biological concepts, examples, and applications.

CHAPTER 18 | Binge Drinking



A student is turning 21.

18.1 The Digestive System 446
Mechanical and Chemical Breakdown of Food
Absorption of Digested Foods
Regulation of Digestive Secretions

18.2 Removing Toxins from the Body: The Urinary System 450
Kidney Structure and Function
Engaging Safely with Alcohol

savvy reader
Sexual Assault on College Campuses 455

SOUNDS RIGHT: BUT IS IT? 456

▲ UPDATED!

Six thoroughly revised storylines have been added to the Fifth Edition to highlight the relevance of biology concepts to everyday life, along with one entirely new storyline:

- **Chapter 2:** Science Fiction, Bad Science, and Pseudoscience
- **Chapter 4:** Body Weight and Health
- **Chapter 13:** The Greatest Species on Earth?
- **NEW CHAPTER! Chapter 18:** Binge Drinking
- **Chapter 19:** Clearing the Air
- **Chapter 21:** Human Sex Differences
- **Chapter 23:** Study Drugs

MasteringBiology®

NEW! Storyline PPTs help instructors incorporate the stories into their lectures with videos and pre-made lectures.

The Digestive and Urinary Systems

It's Saturday night and Malik is hosting a surprise party to celebrate the 21st birthday of his friend Lin. Lin is several years younger than Malik. She lived with Malik's family, sharing a room with his younger sister, for 2 years when she was a high school exchange student. Now an international student attending college in the United States, Lin has had almost no experience with alcohol. Malik knows that Lin is eagerly anticipating this birthday and that she is planning to drink at least a little alcohol. Because he feels as protective of Lin as he does his little sister, Malik wants to help Lin learn how to enjoy the benefits of alcohol consumption while limiting the negative consequences that can also occur.



Malik is worried about his friend Lin.



He does not want her alcohol consumption to place her at risk of overdose ...

Some of Malik's concerns about negative consequences are based on situations he has witnessed and others on information he came across while writing a paper on alcohol abuse for a health class he took last semester.

A student who lived on Malik's dorm floor freshman year broke his ankle when he tripped while running from the police to avoid an underage consumption ticket. His chemistry lab partner broke her nose when she was riding with an intoxicated driver whose car hit a tree on a snow-covered road. While working on the paper for his health class, he came across a government website that indicated over 30,000 students required medical treatment for alcohol

poisoning last year and he does not want this to happen to Lin. He also worries about the high rate of sexual assault on college campuses. He does not want Lin to become one of the 20% of female students who will be sexually assaulted while in college.

Malik wants to develop a plan for convincing Lin, a pre-med biology major, that drinking too much is bad for her body, an argument he thinks she may find credible. Because he has heard that eating food before drinking might help absorb some of the alcohol and that alcohol consumption causes dehydration, he plans to focus his efforts on the effects of drinking on the digestive and urinary systems.



... or jeopardize her safety.

and alcohol is broken down and absorbed across the intestinal wall and into the bloodstream. When alcohol relaxes muscles involved with peristalsis, food spends more time in the digestive tract than normal and this increased exposure to digestive enzymes can cause diarrhea.

Malik has heard that it is good to eat a large meal before drinking. This is because the presence of food in the stomach causes the pyloric sphincter to remain closed. Since the stomach does not absorb alcohol as readily as the small intestine, preventing the alcohol from reaching the small intestine can slow the rate at which it reaches the blood stream. Therefore, Malik plans to take Lin out to eat before the birthday party.

Many of the digestive enzymes used in the small intestine are produced by an organ called the **pancreas**. Secretions from the pancreas neutralize stomach

wastes including urea and various ions. During urine **excretion**, urine leaves the kidneys and flows to the bladder.

Alcohol is a diuretic, which means that it promotes the formation of urine and increases the volume of urine that is released from the bladder, a process called **micturition**. Coupling the increased volume of urine produced with the deadening of awareness of the need to urinate that goes with intoxication can result in a very full bladder. Even though micturition is typically under conscious control, an intoxicated person that passes out before emptying the bladder may end up urinating on himself. In this case, the body overrides the conscious control of micturition to prevent a potentially lethal bladder rupture.

Alcohol is a depressant, slowing down brain function and altering perceptions, reflexes and balance, and causing slurred speech. In an attempt to prevent the depressant effects of intoxication, some of Malik's friends mix alcohol with energy drinks. Malik will recommend to Lin that she does not do this because Lin should develop an awareness of when to stop drinking. This is harder to do if the depressant effects of intoxication are, in part, masked by the stimulant effects of the energy drink.

In addition to managing wastes, the urinary system also plays an important role in regulating blood volume, acidity, and salt balance. The kidneys regulate



NEW!

Chapter 18* covers the digestive and urinary systems, which were previously part of the chapters on the cardiovascular and respiratory systems. This new chapter presents this material in a more manageable format for instructors and students.

The story is revisited throughout the chapter. ▶

In these examples, the story narrative provides an opportunity for students to learn about the digestive system as they follow a student's experience with binge drinking.

Learn and Practice Science and Literacy Skills

Building upon the popular features of previous editions, the Fifth Edition of *Biology: Science for Life* helps students develop scientific thinking skills for a lifetime of critically evaluating scientific—and pseudoscientific—information.

NEW!

Sounds Right, But Is It? activities are located at the end of each chapter and challenge students to answer a series of questions that address common biology-related misconceptions.

SOUNDS RIGHT BUT IS IT?

A couple with two boys is considering having another child. While they are grateful to be fertile and to have had two healthy boys, they do think it would be fun to have a girl. In investigating their odds, they came across some data on sibships, or groups of siblings with the same parents. The study they saw showed that three-fourths of sibships of three contain members of both genders versus containing all boys or all girls. The couple now believes that their next child will very likely be a girl.

If a couple has two boys, the odds are higher than normal that their next child will be a girl.

Sounds right, but it isn't.

1. The probabilities of independent events, that is, events not affected by previous events, are multiplied to determine their combined probability. For example, when you flip a coin twice, the outcome of the second flip is independent of the outcome of the first flip. Therefore, the likelihood of flipping heads twice is one-half times one-half or one-fourth. What is the likelihood of flipping heads three times in a row?
2. Each fertilization of an egg by a sperm is an independent event. What is the probability that a couple will have three boys in a row?
3. The total probabilities of related independent events equal one. This means that

the probability that a couple with three kids will have some outcome aside from three boys is seven-eighths. Describe, in terms of gender, what those sibships could contain.

4. While it is true that in sibships with three children seven-eighths would have at least one girl, how is looking at all the possible sibships that could be produced when there are three children different than the scenario outlined above?
5. Consider your answers to questions 1–4 and explain why the original statement **bolded** above sounds right, but isn't.

Sounds Right, But Is It? misconceptions include:

- “If a product is clinically proven to do what it advertises, that means it will work for you.” —Chapter 1
- “The use of tanning beds is not only safe, it improves health.” —Chapter 6
- “If a couple has two boys, the odds are higher than normal that their next child will be a girl.” —Chapter 8
- “The human eye is too complex to have evolved by chance from nothing.” —Chapter 11
- “There is always a chance that a brain-dead person will make a full recovery.” —Chapter 17
- “The number of vaccinations given to modern children is too much for the average immune system to handle.” —Chapter 20

...and more!

MasteringBiology®

NEW! Sounds Right, But Is It? questions in the text are also available for in-class activities using Learning Catalytics.

Savvy Reader activities in each chapter investigate a short excerpt from a variety of current news sources relating to discussions in the main chapter narrative. Critical thinking questions help students evaluate scientific information and data presented in the media.

savvy reader

Labeling GMOs

The following was excerpted from the GMO FREE NY (<http://gmofreeny.net/thecaseforgmolabeling.html>) website dated 2014 that makes the case for labeling genetically modified foods. No author of this essay is named.

"Genetic modification (GM; also called genetic engineering or GE) is biotechnology used to create new varieties of plants and animals that exhibit traits found in unrelated species, such as bacteria and viruses."

The author then points out that many countries do have laws requiring the labeling of GMO foods, and goes on to say, "Americans have been eating GMOs without their knowledge or consent since 1996. We are the ultimate guinea pigs."

1. The author chose to focus on modifications involving the transfer of genes from bacteria and viruses to crop foods instead of the transfer of a gene from one crop food to another. Why do you think the author focused on bacteria and viruses instead of other kinds of organisms?
2. Assume a food was modified with bacterial or viral DNA. What happens to the DNA of that, or any, food after it is ingested: Is it used to produce bacterial and viral proteins or is it broken down?
3. If you read the entire essay, you would find that the author focuses only on the potential negative outcomes of producing and ingesting GMOs. For example, consider the suggestion above that humans ingesting unlabeled GMOs are being treated like guinea pigs. If the author had softened his or her argument by stating that crops engineered to be more nutritious have not lived up to the initial hype surrounding them, or that the benefits of these crops may not outweigh the risks, would his or her argument for labeling foods seem more credible to you? Why or why not?
4. An opinion piece does not have the same requirements for presenting substantiating evidence as a conventional news story. In this piece, the author uses strong language, often punctuates sentences with exclamation points, does not present alternate opinions, and possibly overstates conclusions in an attempt to convince you that GM foods should be labeled as such. Did this strategy work on you, or would a more balanced approach have been more likely to get you to agree with his or her opinion?

Source: <http://gmofreeny.net/thecaseforgmolabeling.html>

Part E • Evaluation

Finally, how can you use your assessment of the authority, motivation, and reliability of the information to evaluate this web site relative to other sources? Use the scales below to assign a numerical score to this source.

Authority	Motivation	Reliability
1 — Source is a recognized authority (e.g., gov or edu).	1 — Content is balanced and informational.	1 — Primary sources cited for all claims. • Consistent with authoritative sources.
0 — Source is a nonexpert with some relevant credentials.	0 — Motivation is unclear.	0 — Primary sources cited for some claims. • Not as comprehensive as other sources.
-1 — Source is a nonexpert with no relevant credentials.	-1 — Content promotes an agenda.	-1 — No primary sources cited for any claims. • Contradicts authoritative sources.

Assign a numerical score for each category. Then add up the total score. (The highest possible score is 3; the lowest is -3.) In what range does this source fall?

-3 to -2
 -1 to 1
 2 to 3

Submit My Answers Give Up

MasteringBiology®

NEW! Savvy Reader: Evaluating Sources activities

ask students to examine a website, article, or video with a critical eye on the sources and methods used to convey information.

Engage with Data and Visual Information

The hallmark illustration style of previous editions has been enhanced in the Fifth Edition with new pedagogy to help students interpret data and other visual information.

Working with Data ▼

Is the cancer risk associated with smoking and drinking additive or multiplicative? Explain your answer.

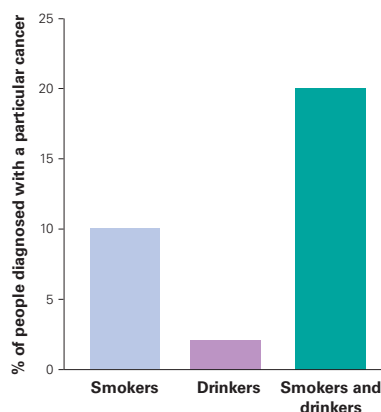


FIGURE 6.2 Alcohol and tobacco are synergists. Smoking cigarettes while drinking is an unhealthy practice.

Working with Data ►

The line looks relatively flat from 8000 B.C.E. to 1500 B.C.E., though the population doubled four times in that period. Was the population growing exponentially at this time?

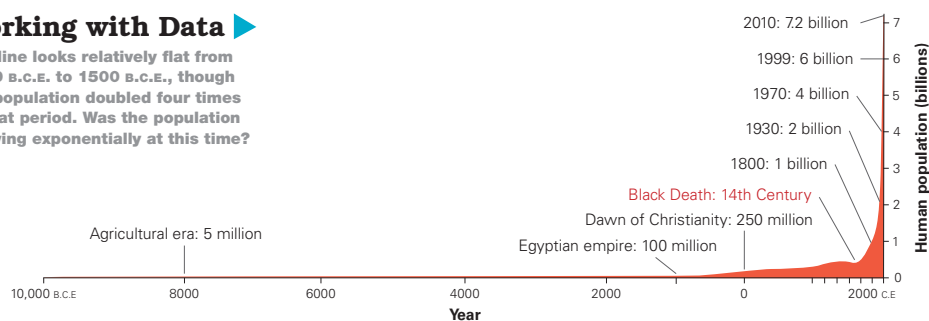


FIGURE 14.3 Exponential growth. The number of people on Earth grew relatively slowly until the eighteenth century. The rapid growth since then has occurred in proportion to the total, causing a J-shaped curve.

NEW!

Working with Data

questions have been added to the figure legends of selected graphs, tables, or figures, and challenge students to closely interpret the data.

MasteringBiology®

NEW! Working with Data assignments are available for each chapter and ask students to analyze and apply their knowledge of biology to a graph or a set of data.

Visualize This ▶

Evaporation occurs when molecules at the surface of a liquid “escape” into a gaseous phase. Where would most of these escaped molecules appear on this figure and why?

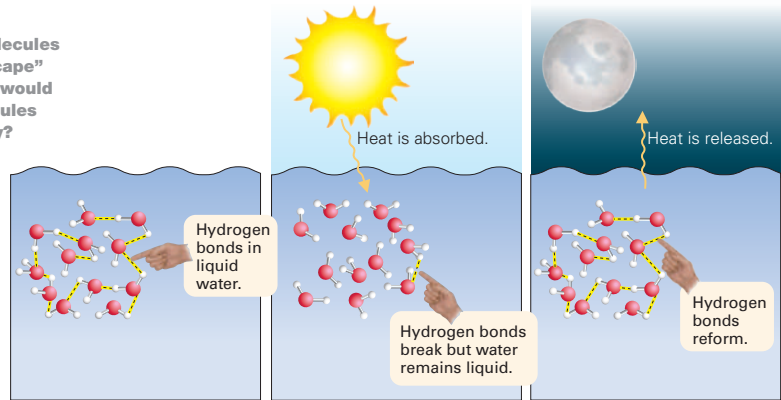


FIGURE 5.3 Hydrogen bonding in water. Hydrogen bonds break as they absorb heat and reform as water releases heat.

Visualize This ▼

Based only on structures shown in this figure, can you guess which parts of the virus are most likely to help it attach to a cell?

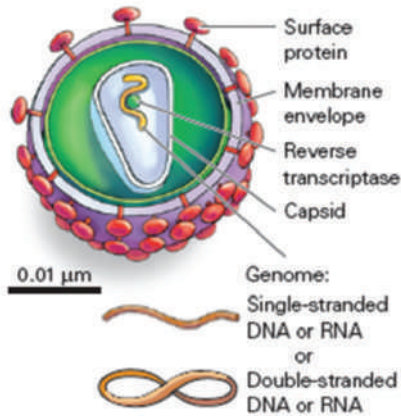
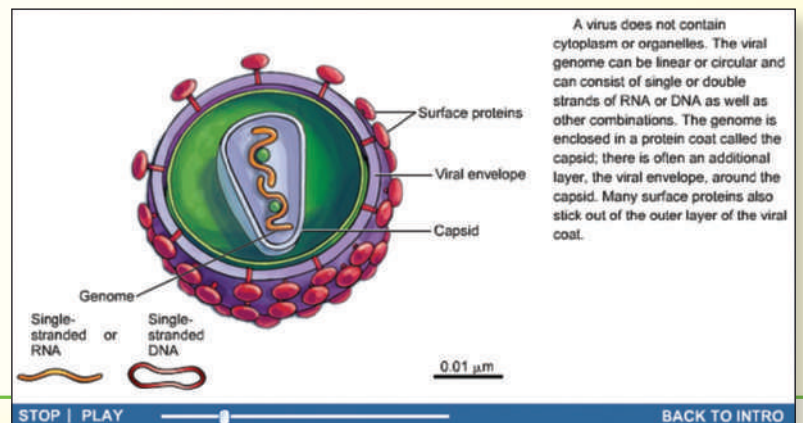


FIGURE 20.4 Viral structure. Viruses are composed of genetic material surrounded by a protein coat. Some viruses, including the one shown, are also surrounded by an envelope.

EXPANDED!

Visualize This questions within selected figure legends encourage students to look more closely at figures to more fully understand their content.



MasteringBiology®

Narrated Animations of selected figures from the text can be assigned in MasteringBiology as activities with assessment questions that include answer-specific feedback and hints.

Tools to Learn and Visualize Key Concepts

Colleen Belk and Virginia Borden Maier incorporate many classroom-tested teaching techniques into the Fifth Edition prose and illustrations, making it easier for students to learn and remember unfamiliar biology concepts.

The Process of Evolution

Generally, the word *evolution* means "change," and the process of evolution reflects this definition as it applies to populations of organisms. A biological population is a group of individuals of the same species that is somewhat independent of other groups, often isolated from them by geography. Biological evolution, then, is a change in the characteristics of a biological population that occurs over the course of generations. The changes in populations that are considered evolutionary are those that are passed from parent to offspring via genes.

evol- means to unroll.

NEW! ▲

Roots to Remember references have been added in context within chapter discussions to help students learn the language of biology using word roots.

A Roots to Remember summary is also provided at the end of each chapter for quick reference.

Roots to Remember

These roots come from Greek or Latin and will help you decode the meaning of words:

evol- means to unroll. Chapter term: *evolution*

homini- means human-like. Chapter terms: *hominid*, *hominin*

homolog- indicates similar or shared origin; from a word meaning "in agreement." Chapter terms: *homologous*, *homology*

macro- means large scale. Chapter term: *macroevolution*

-metric means to measure. Chapter term: *radiometric*

micro- means extremely small. Chapter term: *microevolution*

radio- is the combining form of radiation. Chapter term: *radiometric*

Part A - Understanding roots

Can you match these prefixes and suffixes with their definitions?

Drag the roots on the left to the appropriate blanks on the right to complete the sentences.

1. The root **evol-** means to unroll.

2. The root **homolog-** means human-like.

3. The root **homini-** means in agreement or from a shared origin.

4. The root **radio-** refers to radiation.

5. The root **-metric** means to measure.

next help

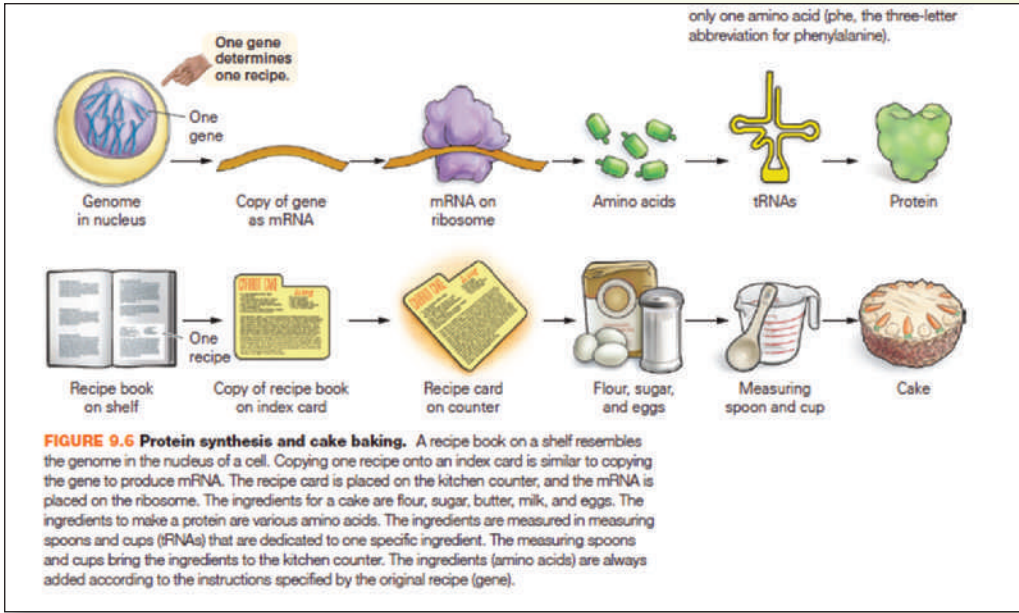
Submit My Answers Give Up

Incorrect; Try Again

You filled in 2 of 5 blanks incorrectly. While *homini-* and *homolog-* sound similar, they do have different meanings. Remember that a pair of chromosomes that contain the same genes is referred to as a homologous pair. Check your placement of the roots *homini-* and *homolog-*.

MasteringBiology®

Roots to Remember coaching activities provide a fun, interactive way to learn word roots.



◀ **Unique Visual Analogies** compare abstract science with familiar objects and experiences to help students grasp complex biology concepts.

Illustrated Tables ▶ organize information in one place and provide easy visual references to compare and contrast.

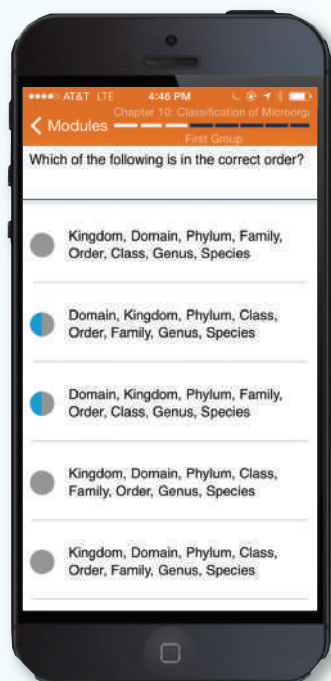
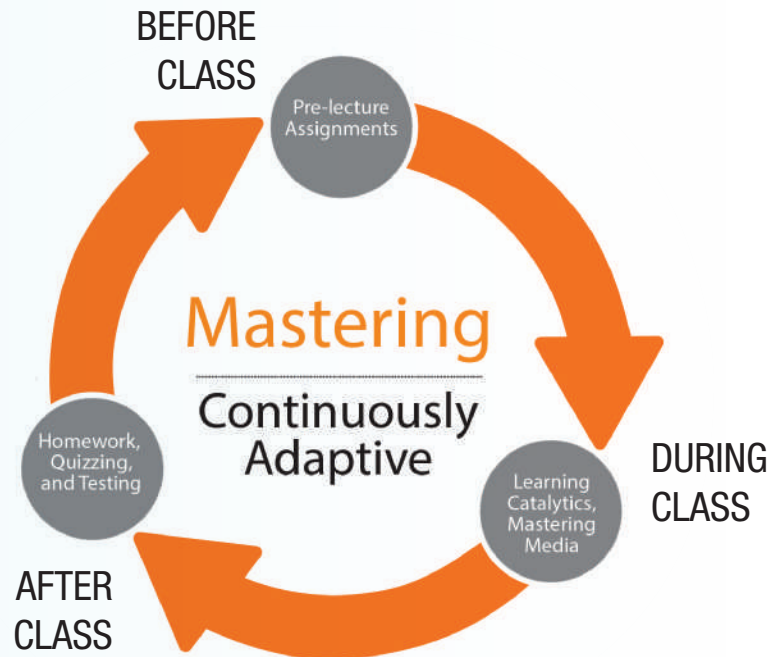
TABLE 7.2 To what extent is IQ heritable? A summary of various estimates of IQ heritability, their shortcomings, and the problems with using them to understand the role of genes in determining an individual's potential intelligence.

Method of Measurement	Estimated Percentage of Phenotype Determined by Genes	Warnings When Interpreting This Result	Warnings That Apply to All Measurements of Heritability
<p>Correlation between parents' IQ and children's IQ in a population</p>	42%	When parents and children live together, a correlation can't rule out environmental influence.	<ul style="list-style-type: none"> • Heritability values are specific to the populations for which they were measured. • High heritability for a trait does not mean that the trait will not respond to a change in the environment. • Heritability is a measure of a population, not an individual.
<p>Natural experiment comparing IQ in pairs of identical twins versus nonidentical twins</p>	52%	Because identical twins are treated as more alike than nonidentical twins the heritability value could be an overestimate.	
<p>Natural experiment comparing IQ of identical twins raised apart versus nonidentical twins raised apart</p>	72%	Small sample size may skew results.	

Support For Your Students Anytime, Anywhere

MasteringBiology[®]

is an online homework, tutorial, and assessment program that helps you quickly master biology concepts and skills. Self-paced tutorials provide immediate wrong-answer feedback and hints to help keep you on track to succeed in the course.



Dynamic Study Modules

BEFORE CLASS

eText Allow your students to access their text anytime, anywhere.

- Now available on Smartphones and Tablets.
- Instructor and student note-taking, highlighting, bookmarking and search.

NEW!

Dynamic Study Modules help students acquire, retain, and recall information faster and more efficiently than ever before. These convenient practice questions and detailed review explanations can be accessed using a smartphone, tablet, or computer.

DURING CLASS

NEW!

Learning Catalytics is an assessment and classroom activity system that works with any web-enabled device and facilitates collaboration with your classmates. Your MasteringBiology subscription with eText includes access to Learning Catalytics.



NEW!

Everyday Biology Videos

briefly explore interesting and relevant biology topics that relate to concepts in the course. These 20 videos, produced by the BBC, can be shown in class or assigned as homework in MasteringBiology.

AFTER CLASS

A wide range of question types and activities are available for homework assignments, including the following **NEW** assignment options for the Fifth Edition:

- **Interactive Storyline Activities** tie the storyline of the chapter to key science concepts.
- **Working with Data questions** require you to analyze and apply your knowledge of biology to a graph or set of data.
- **Savvy Reader Evaluating Media activities** challenge you to evaluate various information from websites, articles, and videos.

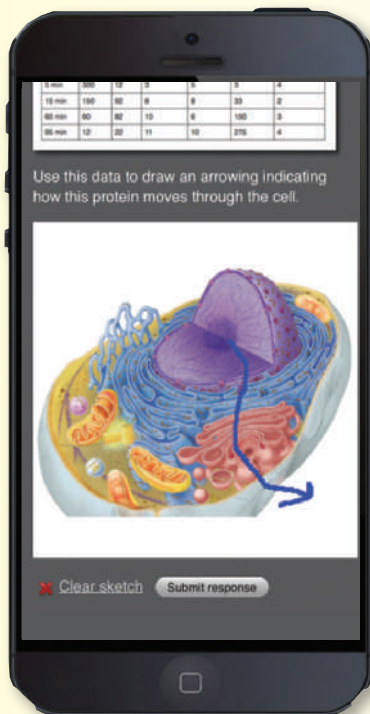
New Resources for Flipped Classrooms and More

New resources save valuable time both during course prep and during class.

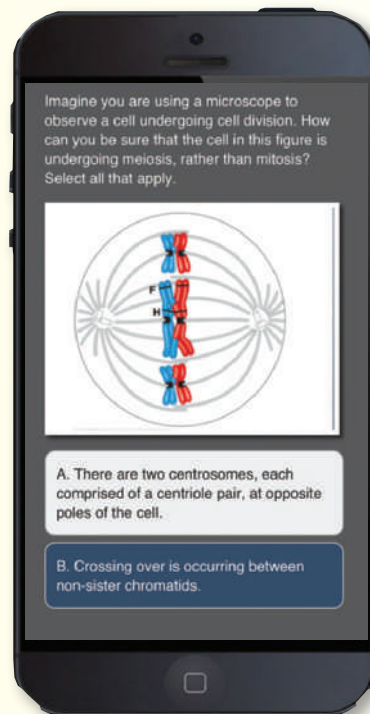
NEW!

Learning Catalytics is a “bring your own device” assessment and classroom activity system that expands the possibilities for student engagement. Using Learning Catalytics, instructors can deliver a wide range of auto-gradable or open-ended questions that test content knowledge and build critical thinking skills. Eighteen different answer types provide great flexibility, including:

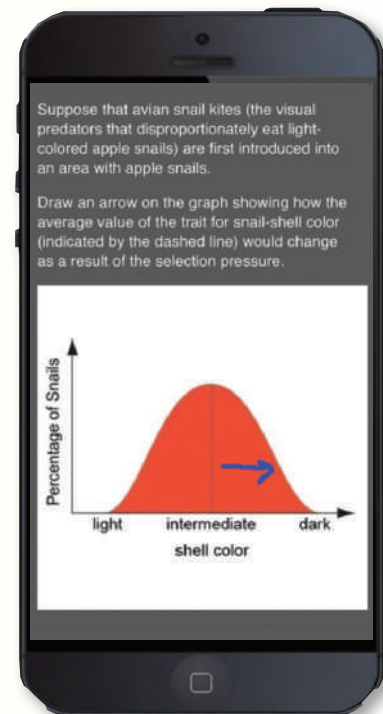
SKETCH/DIRECTION



MANY CHOICE



REGION



MasteringBiology[®]

MasteringBiology users may select from Pearson's library of Learning Catalytics questions, including two **NEW** types of questions developed from the **Stop and Stretch** and **Sounds Right, But Is It?** questions in the Fifth Edition of *Biology: Science for Life*.

NEW!

“Flipped Classroom” Instructor’s Manual includes many activities that have been tested by Colleen Belk, Virginia Borden Maier, and their colleagues in their own classes. Each text chapter is supplemented with a selection of in-class activities, suggestions for student “pre-work” outside of class, media references, and more. In addition, teaching tip videos by the authors are available in MasteringBiology.



Lecture Activity 6.5: Meiosis Walk

Estimated Time to Complete: 15–20 minutes

Introduction: This activity will engage students in acting out the events of meiosis. Each student will play the role of a sister chromatid. The students will act out the motions of the chromosomes during both meiotic divisions, ultimately producing four daughter cells with unique collections of chromosomes. This activity reinforces the mechanics of meiotic division.

Material

- Arm bands or bandanas. You will need 16 total, four each of four different colors.

Procedures

You will need 16 students to simulate meiosis in a cell having four pairs of chromosomes. If you wish (and if you have the space), you can modify this activity to accommodate a larger number of students, but it doesn't work well with fewer than 16. (If you have fewer than 16 students you can use pop bead chromosomes and have the students use these to simulate meiosis in small groups.) Students who are watching should be able to see the process (they can encircle the area in which the “chromosomes” will be moving), and they typically enjoy the simulation.

1. Give each participant an arm band or a bandana; those having the same color should find each other and pair up. Members of a pair will link arms to represent sister chromatids linked by a centromere (the linked arms). Ideally, each foursome will include two men and two women: The two men would link arms to represent a paternal chromosome, and the two women to represent the maternal chromosome.
2. Once you have eight chromosomes (four pairs of homologues), begin the simulation as follows: Have the linked pairs cluster in the middle of the room, representing the nucleus. They can wander around, with homologous pairs not spending any more time near each other than near other chromosomes.
3. Designate a line to serve as the equator of the cell, and two points to serve as poles.

2.1 A Definition of Life

Living Humans

- Grow
- Move
- Reproduce and pass genetic information to offspring
- Respond to external stimuli
- Metabolize
- Maintain homeostasis

Zombies

- do not grow from child to adult
- can move; hindered by injuries
- do not produce offspring; do not pass genetic information
- respond to limited stimuli
- do not metabolize human flesh for nourishment
- limited homeostatic abilities do not promote healing

NEW!



Storyline PPTs for instructors allow easy integration of the stories into lecture. The PPT presentations include integrated story examples and video launcher segments to engage students.

MasteringBiology®

These valuable resources are available to adopting instructors and can be downloaded from the Instructor Resources area of MasteringBiology.



Acknowledgments

Reviewers

Each chapter of this book was thoroughly reviewed several times as it moved through the development process. Reviewers were chosen on the basis of their demonstrated talent and dedication in the classroom. Many of these reviewers are already trying various approaches to actively engage students in lectures and to raise the scientific literacy and critical thinking skills among their students. Their passion for teaching and commitment to their students were evident throughout this process. These devoted individuals scrupulously checked each chapter for scientific accuracy, readability, and coverage level.

All of these reviewers provided thoughtful, insightful feedback, which improved the text significantly. Their efforts reflect their deep commitment to teaching non-majors and improving the scientific literacy of all students. We are very thankful for their contributions.

Reviewers of the Fifth Edition

Joseph Ahlander *Northeastern State University*
Josephine Arogyasami *Southern Virginia University*
Veronica Barr *Heartland Community College*
Kelly Barry *Southern Illinois State University*
Katrinka Bartush *University of North Texas*
Drew Benson *Georgia Gwinnett College*
Wendy Birky *California State University, Northridge*
Anne Bower *Philadelphia University*
Jamie Burchill *California State University, Northridge*
Rebecca Burton *Alverno College*
David Byres *Florida State College, Jacksonville*
Cassandra Cantrell *Western Kentucky University*
Michelle Cawthorn *Georgia Southern University*
Reggie Cobb *Nash Community College*
Angela Costanzo *Hawaii Pacific University*
James B. Courtright *Marquette University*
Richard Cowart *Coastal Bend Community College*
Melissa Deadmond *Truckee Meadows Community College*
Tcherina Duncombe *Palm Beach Community College*
Donna Ewing *McLellan Community College*
Michele Finn *Monroe Community College*
Barbara Frank *Idaho State University*
Janet Gaston *Troy University*
Richard Gill *Brigham Young University*
Rebekka Gougis *Illinois State University*
Tamar Goulet *University of Mississippi*
Eileen Gregory *Rollins College*

Jay Hatch *University of Minnesota*
Jay Hodgson *Armstrong Atlantic State University*
Staci Johnson *Southern Wesleyan University*
Trey Kidd *University of Missouri, St. Louis*
Sarah Krajewski *Grand Rapids Community College*
Lorraine Leiser *Southeast Community College*
Linda Moore *Georgia Military College*
Alex Olvido *University of North Georgia*
Jennifer O'Malley *Saint Charles Community College*
Brent Palmer *University of Kentucky*
Murali Panen *Luzerne County Community College*
Monica Parker *Florida State College*
Shelly Penrod *Lonestar College*
Krista Peppers *University of Central Arkansas*
Anne-Marie Prouty *Sam Houston State University*
Yelena Rudayeva *Palm Beach Community College*
Bill Simcik *Lonestar College*
Indrani Sindhuvalli *Florida State College, Jacksonville*
Jack Shurley *Idaho State University*
Marialana Spiedel *Jefferson College*
Brooke Stabler *University of Central Oklahoma*
Jennifer Stovall *Southcentral Kentucky Community & Technical College*
Sue Trammell *John A Logan College*
Kimberly Turk *Caldwell Community College*
Sandra Walsh *The Citadel*
Mark Walvoord *University of Oklahoma*
Michael Wenzel *Folsom Lake College*
Heather Wilson-Ashworth *Utah Valley University*

Reviewers of Previous Editions

Daryl Adams, *Minnesota State University, Mankato*
Karen Aguirre, *Clarkson University*
Marcia Anglin, *Miami-Dade College*
Susan Aronica, *Canisius College*
Mary Ashley, *University of Chicago*
James S. Backer, *Daytona Beach Community College*
Ellen Baker, *Santa Monica College*
Gail F. Baker, *LaGuardia Community College*
Neil R. Baker, *The Ohio State University*
Andrew Baldwin, *Mesa Community College*
Thomas Balgooyen, *San Jose State University*
Tamatha R. Barbeau, *Francis Marion University*
Sarah Barlow, *Middle Tennessee State University*
Andrew M. Barton, *University of Maine, Farmington*
Vernon Bauer, *Francis Marion University*
Paul Beardsley, *Idaho State University*

- Donna Becker, *Northern Michigan University*
Tania Beliz, *College of San Mateo*
David Belt, *Penn Valley Community College*
Steve Berg, *Winona State University*
Carl T. Bergstrom, *University of Washington*
Janet Bester-Meredith, *Seattle Pacific University*
Barry Beutler, *College of Eastern Utah*
Donna H. Bivans, *Pitt Community College*
Lesley Blair, *Oregon State University*
John Blamire, *City University of New York, Brooklyn College*
Barbara Blonder, *Flagler College*
Susan Bornstein-Forst, *Marian College*
Bruno Borsari, *Winona State University*
James Botsford, *New Mexico State University*
Robert S. Boyd, *Auburn University*
Bryan Brendley, *Gannon University*
Eric Brenner, *New York University*
Peggy Brickman, *University of Georgia*
Carol Britson, *University of Mississippi*
Carole Browne, *Wake Forest University*
Neil Buckley, *State University of New York, Plattsburgh*
Stephanie Burdett, *Brigham Young University*
Warren Burggren, *University of North Texas*
Nancy Butler, *Kutztown University*
Suzanne Butler, *Miami-Dade Community College*
Wilbert Butler, *Tallahassee Community College*
Tom Campbell, *Pierce College, Los Angeles*
Merri Casem, *California State University, Fullerton*
Anne Casper, *Eastern Michigan University*
Deborah Cato, *Wheaton College*
Peter Chabora, *Queens College*
Bruce Chase, *University of Nebraska, Omaha*
Thomas F. Chubb, *Villanova University*
Gregory Clark, *University of Texas, Austin*
Kimberly Cline-Brown, *University of Northern Iowa*
Mary Colavito, *Santa Monica College*
William H. Coleman, *University of Hartford*
William F. Collins III, *Stony Brook University*
Walter Conley, *State University of New York, Potsdam*
Jerry L. Cook, *Sam Houston State University*
Melanie Cook, *Tyler Junior College*
Scott Cooper, *University of Wisconsin, La Crosse*
Erica Corbett, *Southeastern Oklahoma State University*
George Cornwall, *University of Colorado*
Charles Cottingham, *Frederick Community College*
Angela Cunningham, *Baylor University*
Judy Dacus, *Cedar Valley College*
Judith D'Aleo, *Plymouth State University*
Deborah Dardis, *Southeastern Louisiana University*
Juville Dario-Becker, *Central Virginia Community College*
Garry Davies, *University of Alaska, Anchorage*
Miriam del Campo, *Miami-Dade Community College*
Judith D'Aleo, *Plymouth State University*
Edward A. DeGrauw, *Portland Community College*
Heather DeHart, *Western Kentucky University*
Miriam del Campo, *Miami-Dade Community College*
Veronique Delesalle, *Gettysburg College*
Lisa Delissio, *Salem State College*
Beth De Stasio, *Lawrence University*
Elizabeth Desy, *Southwest Minnesota State University*
Donald Deters, *Bowling Green State University*
Gregg Dieringer, *Northwest Missouri State*
Diane Dixon, *Southeastern Oklahoma State University*
Christopher Dobson, *Grand Valley State University*
Cecile Dolan, *New Hampshire Community Technical College, Manchester*
Matthew Douglas, *Grand Rapids Community College*
Lee C. Drickamer, *Northern Arizona University*
Dani DuCharme, *Waubensee Community College*
Susan Dunford, *University of Cincinnati*
Stephen Ebbs, *Southern Illinois University*
Douglas Eder, *Southern Illinois University, Edwardsville*
Patrick J. Enderle, *East Carolina University*
William Epperly, *Robert Morris College*
Ana Escandon, *Los Angeles Harbor College*
Dan Eshel, *City University of New York, Brooklyn College*
Steve Eisenberg, *Elizabethtown Community and Technical College*
Marirose Ethington, *Genesee Community College*
Deborah Fahey, *Wheaton College*
Chris Farrell, *Trevecca Nazarene University*
Richard Firenze, *Broome Community College*
Lynn Firestone, *Brigham Young University*
Susan Fisher, *Ohio State University*
Brandon L. Foster, *Wake Technical Community College*
Richard A. Fralick, *Plymouth State University*
Barbara Frank, *Idaho State University*
Stewart Frankel, *University of Hartford*
Lori Frear, *Wake Technical Community College*
Jennifer Fritz, *The University of Texas at Austin*
David Froelich, *Austin Community College*
Suzanne Frucht, *Northwest Missouri State University*
Edward Gabriel, *Lycoming College*
Anne Galbraith, *University of Wisconsin, La Crosse*
Patrick Galliard, *North Iowa Area Community College*
Wendy Garrison, *University of Mississippi*
Anthony Gaudin, *Ivy Tech Community College of Indiana—Columbus/Franklin*
Alexandros Georgakilas, *East Carolina University*
Robert George, *University of North Carolina, Wilmington*
Tammy Gillespie, *Eastern Arizona College*
Sharon Gilman, *Coastal Carolina University*
Mac F. Given, *Neumann College*
Bruce Goldman, *University of Connecticut, Storrs*
Andrew Golsizsek, *North Carolina Agricultural and Technical State University*
Beatriz Gonzalez, *Sante Fe Community College*
Eugene Goodman, *University of Wisconsin, Parkside*
Lara Gossage, *Hutchinson Community College*
Tamar Goulet, *University of Mississippi*

- Becky Graham, *University of West Alabama*
 Mary Rose Grant, *University of Missouri, St. Louis*
 John Green, *Nicholls State University*
 Robert S. Greene, *Niagara University*
 Tony J. Greenfield, *Southwest Minnesota State University*
 Bruce Griffis, *Kentucky State University*
 Mark Grobner, *California State University, Stanislaus*
 Michael Groesbeck, *Brigham Young University, Idaho*
 Stanley Guffey, *University of Tennessee*
 Mark Hammer, *Wayne State University*
 Blanche Haning, *North Carolina State University*
 Robert Harms, *St. Louis Community College*
 Craig M. Hart, *Louisiana State University*
 Patricia Hauslein, *St. Cloud State University*
 Stephen Hedman, *University of Minnesota, Duluth*
 Bethany Henderson-Dean, *University of Findlay*
 Julie Hens, *University of Maryland University College*
 Peter Heywood, *Brown University*
 Julia Hinton, *McNeese State University*
 Phyllis C. Hirsh, *East Los Angeles College*
 Elizabeth Hodgson, *York College of Pennsylvania*
 Leland Holland, *Pasco-Hernando Community College*
 Jane Horlings, *Saddleback Community College*
 Margaret Horton, *University of North Carolina, Greensboro*
 Laurie Host, *Harford Community College*
 David Howard, *University of Wisconsin, La Crosse*
 Michael Hudecki, *State University of New York, Buffalo*
 Michael E. S. Hudspeth, *Northern Illinois University*
 Laura Huenneke, *New Mexico State University*
 Pamela D. Huggins, *Fairmont State University*
 Sue Hum-Musser, *Western Illinois University*
 Carol Hurney, *James Madison University*
 James Hutcheon, *Georgia Southern University*
 Anthony Ippolito, *DePaul University*
 Richard Jacobson, *Laredo Community College*
 Malcolm Jenness, *New Mexico Institute of Technology*
 Carl Johansson, *Fresno City College*
 Ron Johnston, *Blinn College*
 Thomas Jordan, *Pima Community College*
 Jann Joseph, *Grand Valley State University*
 Mary K. Kananen, *Penn State University, Altoona*
 Arnold Karpoff, *University of Louisville*
 Judy Kaufman, *Monroe Community College*
 Michael Keas, *Oklahoma Baptist University*
 Judith Kelly, *Henry Ford Community College*
 Karen Kendall-Fite, *Columbia State Community College*
 Andrew Keth, *Clarion University*
 David Kirby, *American University*
 Stacey Kiser, *Lane Community College*
 Dennis Kitz, *Southern Illinois University, Edwardsville*
 Carl Kloock, *California State, Bakersfield*
 Jennifer Knapp, *Nashville State Technical Community College*
 Loren Knapp, *University of South Carolina*
 Michael A. Kotarski, *Niagara University*
 Michelle LaBonte, *Framingham State College*
 Phyllis Laine, *Xavier University*
 Dale Lambert, *Tarrant County College*
 Tom Langen, *Clarkson University*
 Michael L'Annunziata, *Pima College*
 Lynn Larsen, *Portland Community College*
 Mark Lavery, *Oregon State University*
 Brenda Leady, *University of Toledo*
 Mary Lehman, *Longwood University*
 Doug Levey, *University of Florida*
 Lee Likins, *University of Missouri, Kansas City*
 Abigail Littlefield, *Landmark College*
 Andrew D. Lloyd, *Delaware State University*
 Jayson Lloyd, *College of Southern Idaho*
 Suzanne Long, *Monroe Community College*
 Judy Lonsdale, *Boise State University*
 Kate Lormand, *Arapahoe Community College*
 Paul Lurquin, *Washington State University*
 Kimberly Lyle-Ippolito, *Anderson University*
 Douglas Lyng, *Indiana University/Purdue University*
 Michelle Mabry, *Davis and Elkins College*
 Stephen E. MacAvoy, *American University*
 Molly MacLean, *University of Maine*
 Charles Mallery, *University of Miami*
 Cindy Malone, *California State University, Northridge*
 Mark Manteuffel, *St. Louis Community College, Flo Valley*
 Ken Marr Green, *River Community College*
 Kathleen Marrs, *Indiana University/Purdue University*
 Roger Martin, *Brigham Young University, Salt Lake Center*
 Matthew J. Maurer, *University of Virginia's College at Wise*
 Geri Mayer, *Florida Atlantic University*
 T. D. Maze, *Lander University*
 Steve McCommas, *Southern Illinois University, Edwardsville*
 Colleen McNamara, *Albuquerque Technical Vocational Institute*
 Mary McNamara, *Albuquerque Technical Vocational Institute*
 John McWilliams, *Oklahoma Baptist University*
 Susan T. Meiers, *Western Illinois University*
 Diane Melroy, *University of North Carolina, Wilmington*
 Joseph Mendelson, *Utah State University*
 Paige A. Mettler-Cherry, *Lindenwood University*
 Debra Meuler, *Cardinal Stritch University*
 James E. Mickle, *North Carolina State University*
 Craig Milgrim, *Grossmont College*
 Hugh Miller, *East Tennessee State University*
 Jennifer Miskowski, *University of Wisconsin, La Crosse*
 Ali Mohamed, *Virginia State University*
 Stephen Molnar, *Washington University*
 James Mone, *Millersville University*
 Daniela Monk, *Washington State University*
 David Mork, *Yakima Valley Community College*
 Bertram Murray, *Rutgers University*
 Ken Nadler, *Michigan State University*
 John J. Natalini, *Quincy University*
 Alissa A. Neill, *University of Rhode Island*
 Dawn Nelson, *Community College of Southern Nevada*

- Joseph Newhouse, *California University of Pennsylvania*
Jeffrey Newman, *Lycoming College*
David L.G. Noakes, *University of Guelph*
Shawn Nordell, *St. Louis University*
Tonye E. Numbere, *University of Missouri, Rolla*
Lori Nicholas, *New York University*
Jorge Obeso, *Miami-Dade College, North Campus*
Erin O'Brien, *Dixie College*
Igor Oksov, *Union County College*
Kevin Padian, *University of California, Berkeley*
Arnas Palaima, *University of Mississippi*
Anthony Palombella, *Longwood University*
Marilee Benore Parsons, *University of Michigan, Dearborn*
Steven L. Peck, *Brigham Young University*
Javier Penalosa, *Buffalo State College*
Murray Paton Pendarvis, *Southeastern Louisiana University*
Rhoda Perozzi, *Virginia Commonwealth University*
John Peters, *College of Charleston*
Patricia Phelps, *Austin Community College*
Polly Phillips, *Florida International University*
Indiren Pillay, *Culver-Stockton College*
Francis J. Pitocchelli, *Saint Anselm College*
Nancy Platt, *Pima College*
Roberta L. Pohlman, *Wright State University*
Calvin Porter, *Xavier University*
Linda Potts, *University of North Carolina, Wilmington*
Robert Pozos, *San Diego State University*
Marion Preest, *The Claremont Colleges*
Gregory Pryor, *Francis Marion University*
Rongsun Pu, *Kean University*
Narayanan Rajendran, *Kentucky State University*
Anne E. Reilly, *Florida Atlantic University*
Michael H. Renfroe, *James Madison University*
Laura Rhoads, *State University of New York, Potsdam*
Ashley Rhodes, *Kansas State University*
Gwynne S. Rife, *University of Findlay*
Todd Rimkus, *Marymount University*
Laurel Roberts, *University of Pittsburgh*
Wilma Robertson, *Boise State University*
Bill Rogers, *Ball State University*
William E. Rogers, *Texas A&M University*
Troy Rohn, *Boise State University*
Deborah Ross, *Indiana University/Purdue University*
Christel Rowe, *Hibbing Community College*
Joanne Russell, *Manchester Community College*
Michael Rutledge, *Middle Tennessee State University*
Wendy Ryan, *Kutztown University*
Christopher Sacchi, *Kutztown University*
Kim Sadler, *Middle Tennessee State University*
Brian Sailer, *Albuquerque Technical Vocational Institute*
Jasmine Saros, *University of Wisconsin, La Crosse*
Ken Saville, *Albion College*
Michael Sawey, *Texas Christian University*
Louis Scala, *Kutztown University*
Debbie Scheidemantel, *Pima College*
Daniel C. Scheirer, *Northeastern University*
Beverly Schieltz, *Wright State University*
Nancy Schmidt, *Pima Community College*
Robert Schoch, *Boston University*
Julie Schroer, *Bismarck State College*
Fayla Schwartz, *Everett Community College*
Steven Scott, *Merritt College*
Gray Scrimgeour, *University of Toronto*
Roger Seeber, *West Liberty State College*
Mary Severinghaus, *Parkland College*
Allison Shearer, *Grossmont College*
Robert Shetlar, *Georgia Southern University*
Cara Shillington, *Eastern Michigan University*
Beatrice Sirakaya, *Pennsylvania State University*
Cynthia Sirna, *Gadsden State Community College*
Lynnda Skidmore, *Wayne County Community College*
Thomas Sluss, *Fort Lewis College*
Brian Smith Black, *Hills State University*
Douglas Smith, *Clarion University of Pennsylvania*
Mark Smith, *Chaffey College*
Gregory Smutzer, *Temple University*
Sally Sommers, *Smith Boston University*
Anna Bess Sorin, *University of Memphis*
Bryan Spohn Florida, *Community College at Jacksonville, Kent Campus*
Carol St. Angelo, *Hofstra University*
Amanda Starnes, *Emory University*
Susan L. Steen, *Idaho State University*
Timothy Stewart, *Longwood College*
Shawn Stover, *Davis and Elkins College*
Bradley J. Swanson, *Central Michigan University*
Joyce Tamashiro, *University of Puget Sound*
Jeffrey Taylor, *Slippery Rock University*
Martha Taylor, *Cornell University*
Glena Temple, *Viterbo*
Tania Thalkar, *Clarion University of Pennsylvania*
Jeff Thomas, *California State University, Northridge*
Alice Templet, *Nicholls State University*
Jeffrey Thomas, *University of California, Los Angeles*
Janis Thompson, *Lorain County Community College*
Nina Thumser, *California University of Pennsylvania*
Alana Tibbets, *Southern Illinois University, Edwardsville*
Martin Tracey, *Florida International University*
Jeffrey Travis, *State University of New York, Albany*
Michael Troyan, *Pennsylvania State University*
Robert Turgeon, *Cornell University*
Michael Tveten, *Pima Community College, Northwest Campus*
James Urban, *Kansas State University*
Brandi Van Roo, *Framingham State College*
John Vaughan, *St. Petersburg Junior College*
Martin Vaughan, *Indiana State University*
Mark Venable, *Appalachian State University*
Paul Verrell, *Washington State University*
Tanya Vickers, *University of Utah*

Janet Vigna, *Grand Valley State University*
 Sean Walker, *California State University, Fullerton*
 Don Waller, *University of Wisconsin, Madison*
 Tracy Ware, *Salem State College*
 Jennifer Warner, *University of North Carolina, Charlotte*
 Derek Weber, *Raritan Valley Community College*
 Carol Weaver, *Union University*
 Frances Weaver, *Widener University*
 Elizabeth Welnhofner, *Canisius College*
 Marcia Wendeln, *Wright State University*
 Shauna Weyrauch, *Ohio State University, Newark*
 Wayne Whaley, *Utah Valley State College*
 Howard Whiteman, *Murray State University*
 Jennifer Wiatrowski, *Pasco-Hernando Community College*
 Vernon Wiersema, *Houston Community College*
 Gerald Wilcox, *Potomac State College*
 Peter J. Wilkin, *Purdue University North Central*
 Robert R. Wise, *University of Wisconsin, Oshkosh*
 Michelle Withers, *Louisiana State University*
 Art Woods, *University of Texas, Austin*
 Elton Woodward, *Daytona Beach Community College*
 Kenneth Wunch, *Sam Houston State University*

Donna Young, *University of Winnipeg*
 Michelle L. Zjhra, *Georgia Southern University*
 John Zook, *Ohio University*
 Michelle Zurawski, *Moraine Valley Community College*

The Book Team

We feel blessed to be able to work with Star MacKenzie, our editor for the last three editions, and our new development editor Leata Holloway. Both of these women are insightful, funny, kind, and generous with their time. Their commitment to producing an excellent book that meets the needs of students and instructors is unrivaled in the industry.

This book is dedicated to our families, friends, and colleagues who have supported us over the years. Having loving families, great friends, and a supportive work environment has enabled us to make this heartfelt contribution to non-majors biology education.

COLLEEN BELK AND
 VIRGINIA BORDEN MAIER

“Because science, told as a story, can intrigue and inform the non-scientific minds among us, it has the potential to bridge the two cultures into which civilization is split—the sciences and the humanities. For educators, stories are an exciting way to draw young minds into the scientific culture.”

—E.O. WILSON

Pearson wishes to thank and acknowledge the following people for their work on the Global Edition:

Contributor

Clemens Kiecker, *King’s College London*

Reviewers

Katie Smith, *The University of York*
 Caroline Orr, *Teesside University*
 Elizabeth Martin

Brief Contents

CHAPTER 1

Can Science Cure the Common Cold? 32
Introduction to the Scientific Method

UNIT ONE

Chemistry and Cells

CHAPTER 2

Science Fiction, Bad Science, and Pseudoscience 60
Water, Biochemistry, and Cells

CHAPTER 3

Is It Possible to Supplement Your Way to Better Performance and Health? 80
Nutrients and Membrane Transport

CHAPTER 4

Body Weight and Health 100
Enzymes, Metabolism, and Cellular Respiration

CHAPTER 5

Life in the Greenhouse 116
Photosynthesis and Climate Change

UNIT TWO

Genetics

CHAPTER 6

Cancer 136
DNA Synthesis, Mitosis, and Meiosis

CHAPTER 7

Are You Only as Smart as Your Genes? 162
Mendelian and Quantitative Genetics

CHAPTER 8

DNA Detective 188
Complex Patterns of Inheritance and DNA Profiling

CHAPTER 9

Genetically Modified Organisms 206
Gene Expression, Mutation, Stem Cells, and Cloning

UNIT THREE

Evolution

CHAPTER 10

Where Did We Come From? 230
The Evidence for Evolution

CHAPTER 11

An Evolving Enemy 262
Natural Selection

CHAPTER 12

Who Am I? 286
Species and Races

CHAPTER 13

The Greatest Species on Earth? 316
Biodiversity and Classification

UNIT FOUR

Ecology

CHAPTER 14

Is the Human Population Too Large? 346
Population Ecology

CHAPTER 15

Conserving Biodiversity 364
Community and Ecosystem Ecology

CHAPTER 16

Where Do You Live? 396
Climate and Biomes

UNIT FIVE

Animal Structure and Function

CHAPTER 17

Organ Donation 426
Tissues and Organs

CHAPTER 18

Binge Drinking 444
The Digestive and Urinary Systems

CHAPTER 19

Clearing the Air 458
Respiratory and Cardiovascular Systems

CHAPTER 20

Vaccination: Protection and Prevention or Peril? 480
Immune System, Bacteria, Viruses, and Other Pathogens

CHAPTER 21

Human Sex Differences 500
Endocrine, Skeletal, and Muscular Systems

CHAPTER 22

Is There Something in the Water? 516
Reproductive and Developmental Biology

CHAPTER 23

Study Drugs: Brain Boost or Brain Drain? 542
Brain Structure and Function

UNIT SIX

Plant Biology

CHAPTER 24

Feeding the World 560
Plant Structure and Growth

CHAPTER 25

Growing a Green Thumb 592
Plant Physiology

Contents



CHAPTER 1

Can Science Cure the Common Cold? 32

Introduction to the Scientific Method

1.1 The Process of Science 34

- The Nature of Hypotheses 34
- Scientific Theories 35
- The Logic of Hypothesis Tests 36

1.2 Hypothesis Testing 38

- The Experimental Method 38
- Controlled Experiments 40
- Minimizing Bias in Experimental Design 41
- Using Correlation to Test Hypotheses 42

1.3 Understanding Statistics 46

- What Statistical Tests Can Tell Us 47
- What Statistical Tests Cannot Tell Us 50

1.4 Evaluating Scientific Information 51

- Primary Sources 51
- Information from Anecdotes 52
- Science in the News 52
- Understanding Science from Secondary Sources 53

1.5 Is There a Cure for the Common Cold? 54

Savvy Reader A Toolkit for Evaluating Science in the News 55

Sounds Right, But Is It? 56

Chapter Review 57

UNIT ONE

Chemistry and Cells

CHAPTER 2

Science Fiction, Bad Science, and Pseudoscience 60

Water, Biochemistry, and Cells

2.1 A Definition of Life 62

2.2 The Properties of Water 63

- The Structure of Water 64
- Water Is a Good Solvent 64
- Water Facilitates Chemical Reactions 64
- Water Is Cohesive 65
- Water Moderates Temperature 65

2.3 Chemistry for Biology Students 66

Chemical Bonds 66

2.4 Biological Macromolecules 69

- Carbohydrates 69
- Proteins 70
- Lipids 71
- Nucleic Acids 72

2.5 An Introduction to Evolutionary Theory 74

Savvy Reader Ionized Water 77

Sounds Right, But Is It? 77

Chapter Review 78

CHAPTER 3

Is It Possible to Supplement Your Way to Better Performance and Health? 80

Nutrients and Membrane Transport

3.1 Nutrients 82

- Macronutrients 82
- Micronutrients 85
- Antioxidants 86

3.2 Cell Structure 89

- Plasma Membrane 89
- Subcellular Structures 90

3.3 Transport across Membranes 93

Membrane Transport 93

Savvy Reader Probiotics 96

Sounds Right, But Is It? 97

Chapter Review 97

CHAPTER 4**Body Weight and Health 100**
Enzymes, Metabolism, and Cellular Respiration**4.1 Enzymes and Metabolism 102**Enzymes 102
Metabolism 103**4.2 Cellular Respiration 104**Structure and Function of ATP 104
Cellular Respiration 106
Metabolism of Other Nutrients 109
Metabolism without Oxygen: Anaerobic Respiration and Fermentation 110**4.3 Body Weight and Health 111**Body Mass Index 111
Overweight and Underweight Are Both Unhealthy 111**Savvy Reader** Hoodia for Weight Loss 113**Sounds Right, But Is It?** 113**Chapter Review 114****CHAPTER 5****Life in the Greenhouse 116**
Photosynthesis and Climate Change**5.1 The Greenhouse Effect 118**

Water, Heat, and Temperature 119

5.2 The Flow of Carbon 120**5.3 Can Photosynthesis Slow Down Global Climate Change? 123**Chloroplasts: The Site of Photosynthesis 123
The Process of Photosynthesis 124**5.4 How High Temperatures Might Reduce Photosynthesis 127****5.5 Decreasing the Effects of Climate Change 129****Savvy Reader** Is Climate Change More Good Than Bad? 132**Sounds Right, But Is It?** 132**Chapter Review 133****UNIT TWO****Genetics****CHAPTER 6****Cancer 136****DNA Synthesis, Mitosis, and Meiosis****6.1 What Is Cancer? 138**Tumors Can Be Cancerous 138
Risk Factors for Cancer 138**6.2 Passing Genes and Chromosomes to Daughter Cells 140**Genes and Chromosomes 141
DNA Replication 141**6.3 The Cell Cycle and Mitosis 143**Interphase 143
Mitosis 144
Cytokinesis 146**6.4 Cell Cycle Control 146**

Tumor Suppressors Prevent Uncontrolled Cell Division 146

6.5 Cancer Detection and Treatment 148Detection Methods: Biopsy 148
Treatment Methods: Chemotherapy and Radiation 149**6.6 Meiosis 150**Interphase 151
Meiosis I 152
Meiosis II 153
Crossing Over and Random Alignment 154**Savvy Reader** Alternative Cancer Treatments 157**Sounds Right, But Is It?** 158**Chapter Review 159**

CHAPTER 7

Are You Only as Smart as Your Genes? 162

Mendelian and Quantitative Genetics

7.1 The Inheritance of Traits 164

Genes and Chromosomes 164
Producing Diversity in Offspring 165

7.2 Mendelian Genetics: When the Role of Genes Is Clear 170

Genotype and Phenotype 170
Genetic Diseases in Humans 172
Using Punnett Squares to Predict Offspring Genotypes 173

7.3 Quantitative Genetics: When Genes and Environment Interact 176

Why Traits Are Quantitative 177
Calculating Heritability 178

7.4 Genes, Environment, and the Individual 180

The Use and Misuse of Heritability 181
How Do Genes Matter? 183

Savvy Reader Can Your Genes Be Bullied? 184

Sounds Right, But Is It? 184

Chapter Review 185

CHAPTER 8

DNA Detective 188

Complex Patterns of Inheritance and DNA Profiling

8.1 Extensions of Mendelian Genetics 190

Incomplete Dominance, Codominance, Multiple Alleles, and Pleiotropy 190

8.2 Sex Determination and Sex Linkage 193

Chromosomal Sex Determination 194
Sex Linkage 194

8.3 Pedigrees 196

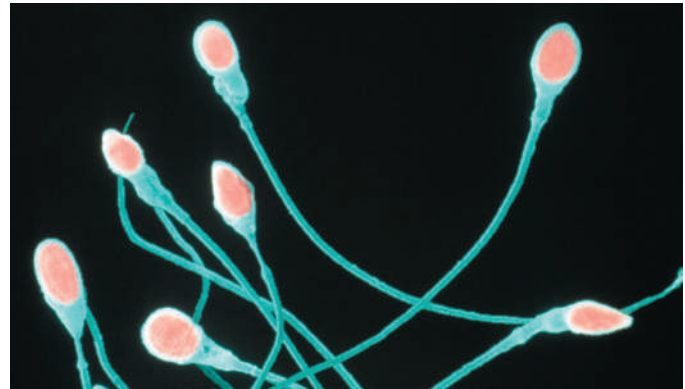
8.4 DNA Profiling 198

DNA Profiling 198
Mystery Solved 200

Savvy Reader Choosing the Sex of Your Child 203

Sounds Right, But Is It? 203

Chapter Review 204



CHAPTER 9

Genetically Modified Organisms 206

Gene Expression, Mutation, Stem Cells, and Cloning

9.1 Protein Synthesis and Gene Expression 208

From Gene to Protein 208
Transcription 209
Translation 210
Mutations 214
Gene Expression 215

9.2 Producing Recombinant Proteins 217

Cloning a Gene Using Bacteria 217

9.3 Genetically Modified Plants and Animals 220

Modifying Crop Plants 220
Modifying Fish for Human Consumption 221
Pharming 222

9.4 Genetically Modified Humans 222

Stem Cells 223
Gene Therapy 224
Cloning Humans 224

Savvy Reader Labeling GMOs 226

Sounds Right, But Is It? 226

Chapter Review 227

UNIT THREE

Evolution

CHAPTER 10

Where Did We Come From? 230

The Evidence for Evolution

10.1 What Is Evolution? 232

The Process of Evolution 232
The Theory of Evolution 233

10.2 Charles Darwin and the Theory of Evolution 234

- Early Views of Evolution 235
- The Voyage of the *Beagle* 236
- Developing the Hypothesis of Common Descent 236
- Alternative Ideas on the Origins and Relationships among Organisms 237

10.3 Examining the Evidence for Common Descent 239

- Linnaean Classification 239
- Anatomical Homology 241
- Developmental Homologies 244
- Molecular Homology 244
- Biogeography 246
- The Fossil Record 247
- The Record of Our Ancestors 249

10.4 Are Alternatives to the Theory of Evolution Equally Valid? 252

- Weighing the Alternatives 253
- The Best Scientific Explanation for the Diversity of Life 257

Savvy Reader Is There Still Scientific Debate about Evolution? 257

Sounds Right, But Is It? 258

Chapter Review 258

CHAPTER 11**An Evolving Enemy 262**
Natural Selection**11.1 Return of a Killer 264**

- What Is Tuberculosis? 264
- Treatment—and Treatment Failure 265

11.2 Natural Selection Causes Evolution 266

- Darwin's Observations 266
- Darwin's Inference: Natural Selection Causes Evolution 269
- Testing Natural Selection 270

11.3 Natural Selection Since Darwin 272

- The Modern Synthesis 272
- The Subtleties of Natural Selection 274
- Patterns of Selection 276

11.4 Natural Selection and Human Health 278

- Tuberculosis Fits Darwin's Observations 278
- Selecting for Drug Resistance 279
- Stopping Drug Resistance 279
- Can Natural Selection Save Us from Superbugs? 281

Savvy Reader Blogging the TB Story 282

Sounds Right, But Is It? 283

Chapter Review 283

CHAPTER 12**Who Am I? 286**
Species and Races**12.1 What Is a Species? 288**

- The Biological Species Concept 288
- Speciation 290
- Isolation and Divergence of Gene Pools 292
- The Evolution of Reproductive Isolation 293

12.2 Are Human Races Biological? 295

- The History of Human Races 295
- The Morphological Species Concept 296
- Modern Humans: A History 296
- Genetic Evidence of Divergence 297
- Calculating Allele Frequencies 298
- Human Races Are Not Isolated Biological Groups 300
- Human Races Have Never Been Truly Isolated 304

12.3 Why Human Groups Differ 304

- Natural Selection 305
- Convergent Evolution 306
- Genetic Drift 308
- Sexual Selection 310
- Assortative Mating 311

Savvy Reader Race and Health Guidelines 312

Sounds Right, But Is It? 313

Chapter Review 313

CHAPTER 13**The Greatest Species on Earth? 316****Biodiversity and Classification****13.1 Biological Classification 318**

- How Many Species Exist? 318
- Kingdoms and Domains 319

13.2 The Diversity of Life 324

- The Domains Bacteria and Archaea 324
- The Origin of the Domain Eukarya 325
- Kingdom Protista 327



Kingdom Animalia 327
Kingdom Fungi 332
Kingdom Plantae 335
Not Quite Living: Viruses 338

13.3 Learning about Species 339
Reconstructing Evolutionary History 339
The Greatest Species on Earth 341

Savvy Reader Are Middle-Aged Humans Evolution's
Greatest Accomplishment? 342

Sounds Right, But Is It? 343

Chapter Review 344

UNIT FOUR

Ecology

CHAPTER 14

**Is the Human Population
Too Large? 346**
Population Ecology

14.1 Population Growth 348
Population Structure 348
Exponential Population Growth 350
The Demographic Transition 351

14.2 Limits to Population Growth 352
Carrying Capacity and Logistic Growth 353
Earth's Carrying Capacity for Humans 354

14.3 The Future of the Human Population 356
A Possible Population Crash? 356
Avoiding Disaster 358

Savvy Reader Using Science to Urge Action 360

Sounds Right, But Is It? 360

Chapter Review 361

CHAPTER 15

Conserving Biodiversity 364
Community and Ecosystem Ecology

15.1 The Sixth Extinction 366
Measuring Extinction Rates 366
Causes of Extinction 368

15.2 The Consequences of Extinction 373
Loss of Resources 373
Predation, Mutualism, and Competition 374
Energy and Chemical Flows 381
Psychological Effects 382

15.3 Saving Species 383
Protecting Habitat 383
Small Populations Are Vulnerable 385



Conservation Genetics 387
Protecting Biodiversity versus Meeting Human Needs 390

Savvy Reader What Happens When a Species Recovers 392

Sounds Right, But Is It? 392

Chapter Review 393

CHAPTER 16

Where Do You Live? 396
Climate and Biomes

16.1 Global and Regional Climate 398
Global Temperature and Precipitation Patterns 400

16.2 Terrestrial Biomes 404
Forests and Shrublands 407
Grasslands 409
Desert 410
Tundra 411

16.3 Aquatic Biomes 411
Freshwater 411
Saltwater 415

16.4 The Human Impact 416
Energy and Natural Resources 417
Waste Production 418

Savvy Reader Greenwashing 422

Sounds Right, But Is It? 423

Chapter Review 423

UNIT FIVE

Animal Structure and Function

CHAPTER 17

Organ Donation 426
Tissues and Organs**17.1 Tissues 428**

- Epithelial Tissue 428
- Connective Tissue 429
- Muscle Tissue 431
- Nervous Tissue 432
- Tissue Donation 433

17.2 Organs and Organ Systems 434

- Organs: The Liver as a Model Organ 434

17.3 Regulating the Internal Environment 437

- Negative Feedback 437
- Positive Feedback 438
- Growing Replacement Organs 438
- Organ Donation 439

Savvy Reader Trafficking in Kidneys 440**Sounds Right, But Is It?** 441**Chapter Review 442**

CHAPTER 18

Binge Drinking 444**The Digestive and Urinary Systems****18.1 The Digestive System 446**

- Mechanical and Chemical Breakdown of Food 446
- Absorption of Digested Foods 449
- Regulation of Digestive Secretions 449

**18.2 Removing Toxins from the Body:
The Urinary System 450**

- Kidney Structure and Function 450
- Engaging Safely with Alcohol 452

Savvy Reader Sexual Assault on College Campuses 455**Sounds Right, But Is It?** 456**Chapter Review 456**

CHAPTER 19

Clearing the Air 458**Respiratory and Cardiovascular
Systems****19.1 Effects of Smoke on the
Respiratory System 460**

- What Happens When You Take a Breath? 460
- Gas Exchange 464
- The Role of Hemoglobin in Gas Exchange 465
- Smoke Particles and Lung Function 465

**19.2 Spreading the Effects of Smoke:
The Cardiovascular System 467**

- Structure of the Cardiovascular System 467
- Movement of Materials through the Cardiovascular System 472
- Smoke and Cardiovascular Disease 473

Savvy Reader Opinion Polling 476**Sounds Right, But Is It?** 476**Chapter Review 477**

CHAPTER 20

**Vaccination: Protection and
Prevention or Peril? 480**
**Immune System, Bacteria, Viruses,
and Other Pathogens****20.1 Infectious Agents 482**

- Bacteria 482
- Viruses 485
- Eukaryotic Pathogens 489

**20.2 The Body's Response to Infection:
The Immune System 490**

- First Line of Defense: Skin and Mucous Membranes 490
- Second Line of Defense: Phagocytes and Macrophages, Inflammation, Defensive Proteins, and Fever 490
- Third Line of Defense: Lymphocytes 491
- Cell-Mediated and Antibody-Mediated Immunity 495

Savvy Reader HIV and AIDS 497**Sounds Right, But Is It?** 497**Chapter Review 498**

CHAPTER 21

Human Sex Differences 500
Endocrine, Skeletal, and Muscular Systems

21.1 The Endocrine System 502

- Hormones 502
- Endocrine Glands 502

21.2 The Skeletal System 505

- Bone Structure and Remodeling 506

21.3 The Muscular System 508

- Muscle Structure and Contraction 508
- Muscle Interaction with Bones 510
- Sex Differences in Muscle 511

21.4 Other Biology-Based Sex Differences 511

Savvy Reader Anabolic Steroids Use 513

Sounds Right, But Is It? 513

Chapter Review 514

CHAPTER 22

Is There Something in the Water? 516

Reproductive and Developmental Biology

22.1 Principles of Animal Reproduction 518

- Asexual Reproduction 518
- Sexual Reproduction 518

22.2 Human Reproduction 519

- Reproductive Systems 520
- Gametogenesis 522
- The Menstrual Cycle 527

22.3 Human Development 531

- Fertilization 531
- Embryonic Development 532
- Pregnancy 535
- Childbirth 536

Savvy Reader Endocrine Disruption and Early Puberty 538

Sounds Right, But Is It? 539

Chapter Review 539



CHAPTER 23

Study Drugs: Brain Boost or Brain Drain? 542

Brain Structure and Function

23.1 The Nervous System 544

- Central and Peripheral Nervous Systems 544
- The Senses 544
- Amphetamines Act on the Nervous System 546

23.2 The Human Brain 547

- Cerebrum 548
- Thalamus and Hypothalamus 549
- Cerebellum and Brain Stem 549

23.3 Neurons 550

- Neuron Structure and Function 550
- Nonmedical Use of ADD Medications 554

Savvy Reader Prescription Drug Abuse 557

Sounds Right, But Is It? 557

Chapter Review 558

UNIT SIX

Plant Biology

CHAPTER 24

Feeding the World 560
Plant Structure and Growth

24.1 Plants as Food 562

- The Evolution of Agriculture: Food Plant Diversity 562
- Plant Structure 564
- Plant Reproduction 566